

FEATURES

- | The plastic package carries Underwriters Laboratory
Flammability Classification 94V-0

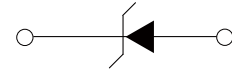
- | Guardring for overvoltage protection

- | Low reverse leakage

- | High forward surge current capability



R-6/P-600



Schematic Symbol

APPLICATIONS

- | Case : Molded plastic body

- | Polarity : Polarity symbol marking on body

- | Mounting Position : Any

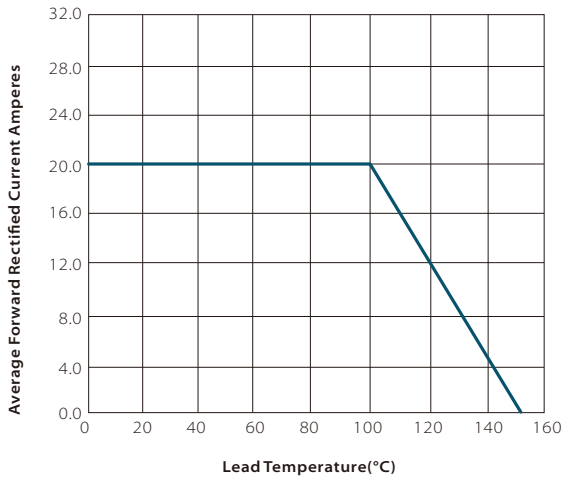
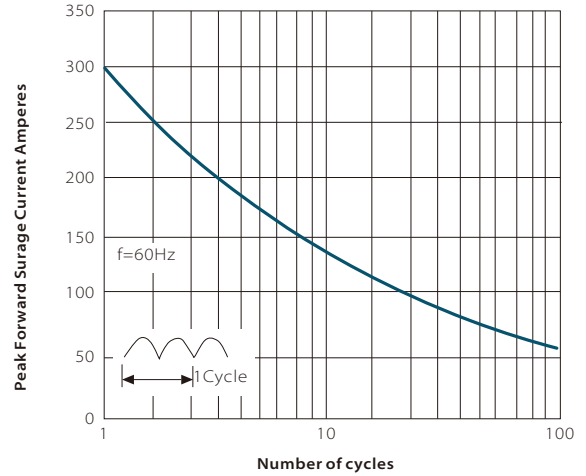
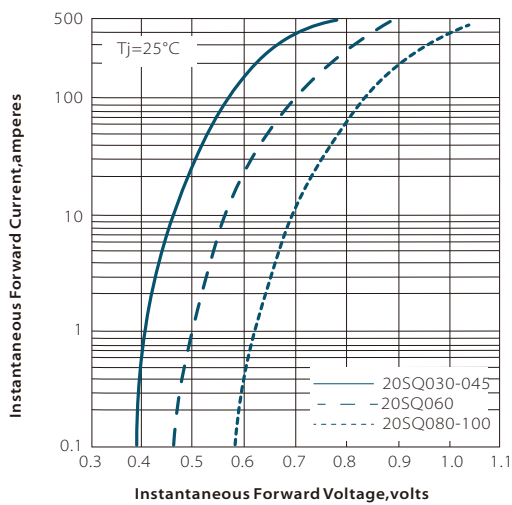
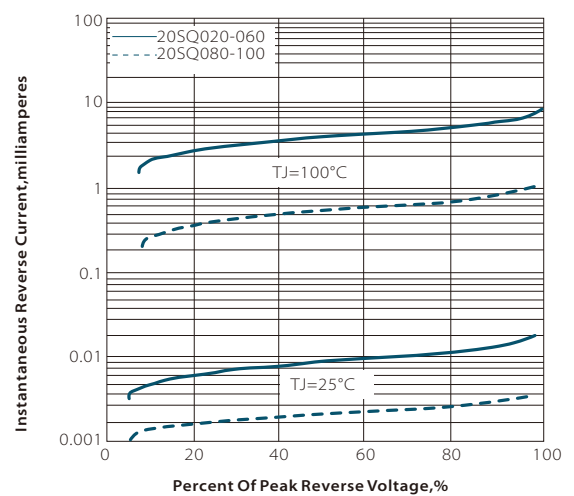
APPROVALS

RoHS	Compliance with 2011/65/EU
HF	Compliance with IEC61249-2-21:2003

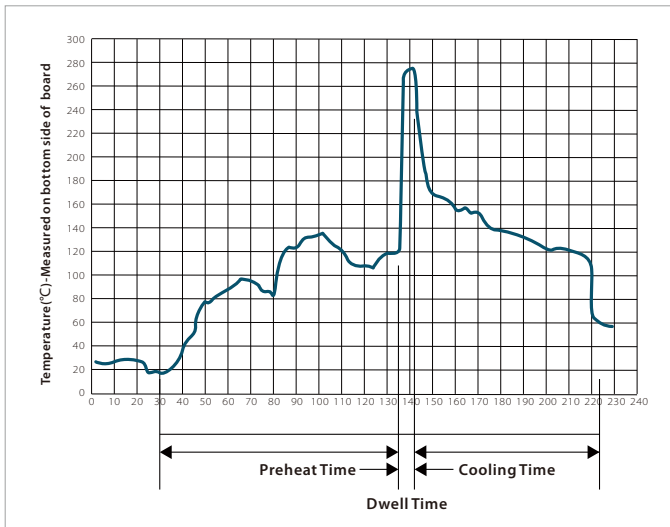
MAXIMUM RATINGS (T_A = 25°C)

Parameter	Symbol	20SQ030	20SQ035	20SQ040	20SQ045	20SQ060	20SQ080	20SQ100	Unit
Marking		20SQ030	20SQ035	20SQ040	20SQ045	20SQ060	20SQ080	20SQ100	
Maximum repetitive peak reverse voltage	V _{RRM}	20	35	40	45	60	80	100	V
Maximum RMS voltage	V _{RMS}	14	24.5	28	31.5	42	56	70	V
Maximum DC blocking voltage	V _{DC}	20	35	40	45	60	80	100	V
Maximum average forward rectified current at T _L =100 C	I _{F(AV)}	20.0							A
Peak forward surge current, 8.3ms single half sine-wave superimposed on rated load	I _{FSM}	300.0							A
Maximum instantaneous forward voltage at 20.0A	V _F		0.55			0.70	0.85		V
Maximum DC reverse current at rated DC blocking voltage	T _A = 25°C		0.2			0.05			mA
	T _A = 100°C		20			5			mA
Typical thermal resistance	R _{θJA}	40.0							°C/W
Operating junction temperature range	T _J	-55 to +150							°C
Storage temperature range	T _{STG}	-55 to +150							°C

CHARACTERISTIC CURVES

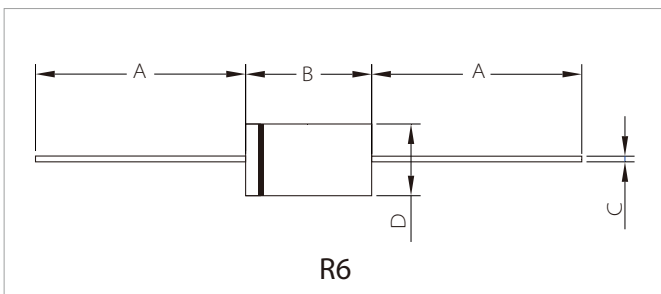
Fig. 1- Derating Curve Output Rectified Current

Fig. 2-maximum Non-repetitive Peak Forward Surge Current Perleg

Fig. 3-Typical Forward Voltage Characteristics

Fig. 4-Typical Reverse Leakage Characteristics


WAVE SOLDERING



Wave Parameter		Lead-free assembly
Pre Heat	Temperature Min	100°C
	Temperature Max	150°C
	Time(min to max)	60 – 180 secs
Solder pot Temperature		280°C Max
Solder Dwell Time		2-5 seconds

P600 PACKAGE INFORMATION



Ref.	Millimeters		Inches	
	Min.	Max.	Min.	Max.
A	25.40	-	1.000	-
B	8.60	9.40	0.339	0.370
C	1.20	1.40	0.047	0.055
D	8.60	9.10	0.339	0.358

ORDERING INFORMATION

Part Number	Component Package	QTY/Box	Q'TY/Carton
20SQ030-20SQ100	R6/P600	500pcs	5000pcs

To find your local partner within Semiwell's website : www.semiwell.com.cn

© 2023 Semiwell Microelectronics Co.,Ltd.

The content of this document has been carefully checked and understood. However, neither Semiwell nor its subsidiaries assume any liability whatsoever for any errors or inaccuracies of this document and the consequences thereof. Published specifications are subject to change without notice. Product suitability for any area of application must ultimately be determined by the customer. In all cases, products must never be operated outside their published specifications. Semiwell does not guarantee the availability of all published products. This disclaimer shall be governed by substantive Chinese law and resulting disputes shall be settled by the courts at the place of business of Semiwell. Latest publications and a complete disclaimer can be downloaded from the Semiwell website. All trademarks recognized.